



Fall New Items 2016





Editorial

Surprising in a Different Way

This is the only way to term this year's fall new items for 2016. For the first time, we are presenting the new, speedy overview of model functions and we are illustrating the functions possible with the new Central Station 3 in a new refreshing clearly laid out table. The train stories that have become much sought after among collectors are being continued and they await you with a real treat for the ears. Never before was a fight on the edge of a station platform captured so aptly. Listen to it with our mAR App.

2016 also stands for 25 Years of the ICE on the German Railroad – a reason to honor this high-speed anniversary and to bring out a new version of the very popular ICE 3 with its add-on cars.

We are also experiencing Z Gauge this fall as something great but small, because in addition to 20 individually weathered funnel-flow tank cars we are now also bringing Europe-wide express train speeds to your model railroad layout with the EUROFIMA cars.

The Christmas feeling is now coming to 1 Gauge appropriately for the upcoming pre-Christmas period and in response to many requests. This Christmas a class 38 will be running full of Christmas spirit and with an impressive appearance.

We hope you have a lot of fun discovering our fall new items for 2016.

Your Märklin Team



More than reality!

Discover our models all over again with the new Märklin AR App. This is how easy it is: Download the app and watch the page with the camera on a Smartphone.

Contents

MHI Exclusiv H0	4
H0	14
Start up.....	20
MHI Exclusiv Z Gauge	31
Z Gauge	32
1 Gauge	34
Explanations of Symbols	39
Index to the Item Numbers	39
Warranty Conditions	39
Imprint	40

News



Models for Returning Model Railroaders and for Advanced

Technically and visually impressive models in the proven Märklin quality.

This is the way you can reduce “Start Up for Adults” to a common denominator, because these models guarantee detailed model railroad technology at an affordable price.

Without a doubt, the advanced model railroader will find many sound related highlights here that he can rightfully expect in addition to features just right for the model.

The beginner will be surprised with an abundance of true passion for the highest quality and full sound.



Quality Control Management at Märklin Excels Again

Munich /Göppingen, July 2016 – The quality control management at Märklin was confirmed

to be in compliance with DIN EN ISO 9001:2015 as part of an inspection audit by the TÜV Süd or Technical Inspection Authority, Southern Region.

Märklin undergoes the certification process regularly in order to have the quality of its production and performance tested by external parties.

“In July 2016 we were able to certify that Märklin is fulfilling the criteria of the Norm ISO 9001:2015 for the areas of development, manufacturing, distribution, and service for model trains and replicas in a quality control management system.” This was in the summary of the results of the audit by Claus Engler, lead auditor for TÜV Süd Management, Inc. in Munich.

“We are very pleased that the quality control work done here at Märklin has been confirmed again by TÜV Süd”, said CEO Florian Sieber. COO Wolfram Bächle, active in the Göppingen firm for 26 years, added, “This proves once again that Märklin –



rooted in the tradition of the 157 year old firm’s history – fulfills the quality control requirements for toys in the present. Quality and service have always been core values of Märklin’s operations, as a look at a catalog from 1930 will reveal.” There you can read, “The purchase of mechanical metal toys is purely a matter of trust. No doubt, the practicality of the design and the solidity of the construction can be recognized at the time of purchase. The purchaser is referred to the reputation of a brand regarding how well the product works.”

The newly certified quality control management system ensures that model trains from Märklin continue to be the product of “decades of experience, outstanding manufacturing equipment, and well trained personnel”.

Florian Sieber places emphasis in the future “on a high level of engineering know-how, paired with the work of talented hands. Our goal is always to offer our customers solutions of the highest level for the times.”



F 301 – Genie with a Bulk Freight Loader



47952 Type E-12 Om High-Side Gondola


Prototype: German Federal Railroad (DB) type E-12 Om Association Design (former Om Breslau) two-axle high-side gondola, with a brakeman's platform. Fuchs type F 301 power shovel, with a high-mounted operator's cab and a coal shovel. The models look as they did around 1964.

Model: The high-side gondola has a load insert of scale-sized real coal. The car is authentically weathered. Length over the buffers 11.3 cm / 4-7/16". The model of a Fuchs power shovel with a high-mounted operator's cab and a coal shovel is made of a combination of metal and plastic. DC wheel set for the high-side gondola E700580.

One-time series.

Highlights:

- High-side gondola with a load of real coal and authentic weathering.
- Interesting tooling variation of the Fuchs power shovel with a high-mounted operator's cab.



Fuchs type F 301 power shovel with a high-mounted operator's cab and a coal shovel (Sample)

High-side gondola with a load of real coal and authentic weathering
Interesting tooling variation of the Fuchs power shovel with a high-mounted operator's cab



BR 118 with the Special Look on the Ends

MHI Exclusive



37685 Class 118 Electric Locomotive

Prototype: German Federal Railroad (DB) class 118 electric locomotive in the basic paint scheme of ocean blue / ivory. Road number 118 028-0. The locomotive looks as it did around 1978/79.

Model: The locomotive has an mfx digital decoder and extensive sound functions. It also has controlled high-efficiency propulsion with a flywheel. 2 axles powered. Traction tires. The locomotive has triple headlights and dual red marker lights that will work in conventional operation and that can be controlled digitally. The lower headlights are the so-called "Stielaugen" / "Protruding Eyes". The headlights at Locomotive End 2 and 1 can be turned off separately in digital operation. When the headlights at both ends are turned off, then the "Double ‚A‘ Light" function is on at both ends. Maintenance-free warm white and red LEDs are used for the lighting. The cabs and engine room have interior details. The locomotive has a factory-installed figure of a locomotive engineer in Cab 1. The locomotive body has numerous separately applied details. The locomotive

has prototypical double arm pantographs. The locomotive frame is finely detailed with a prototypical reproduction of quill drive driving wheels. The metal buffers are separately applied in convex and flat versions. Length over the buffers 19.5 cm / 7-11/16".

Highlights:

- So-called "Protruding Eyes" on the lower headlights.
- Highly detailed metal body.
- Figure of locomotive engineer included in Cab 1.

An express freight baggage car set with 2 cars is being offered under item number 43993 as well as an express freight baggage car with sound under item number 43992, also exclusively for the MHI.

One-time series.

Digital Functions	CU	MS	MS 2	CS 1-2	CS 3
Headlight(s)					
Electric locomotive op. sounds					
Locomotive whistle					
Direct control					
Sound of squealing brakes off					
Headlight(s): Cab2 End					
Whistle for switching maneuver					
Headlight(s): Cab1 End					
Station Announcements					
Conductor's Whistle					
Blower Drive					
Blower Drive					
Pantograph Sounds					
Sanding					



For Real Prototype Scenes with an Engineer in the Cab

Full sound



Easily recognized: the so-called "protruding eyes"



43992

43993

37685

Train Stories – Part 4



43992 Type MDyge 986 Auxiliary Baggage Car with Sound

Prototype: 1 German Federal Railroad (DB) type MDyge 986 auxiliary baggage car as a passenger train baggage car. Walls sheathed in sheet steel, chrome oxide green basic paint scheme. The car looks as it did at the end of the Seventies.

Model: This car has an mfx digital decoder and extensive sound functions. It also has factory-installed LED interior lighting that can be controlled digitally. The car has built-in marker lights that can be controlled digitally. Warm white and red LEDs are used for the lighting. Current-conducting couplings/couplers can be used on this car. This function can be controlled digitally when current-conducting couplings/couplers are used. A pickup shoe is mounted on the car. This auxiliary baggage car has "swan neck trucks" also known as "Pennsylvania trucks". The minimum radius for operation is 360 mm / 14-3/16".

Length over the buffers approximately 26 cm / 10-1/4". Also included with this car: an electric cart, two carts for sacks, and 4 packages from the firm Paul M. Preiser GmbH.

The functions and sounds build upon one another and give a view of a scene that could have played out at some station at this time. Imagine a late train. Freight must be loaded. The load also comes somewhat delayed to the station platform. The conductor and the load supervisor are accordingly excited. Then something goes wrong with the loading of the passengers. More power to the person who can then find a moment of quiet somewhere.

One-time series.


Highlights:

- **mfx digital decoder.**
- **Sound functions included.**
- **Built-in interior lighting.**
- **Marker lights can be controlled digitally.**
- **Current-conducting couplings/couplers can be used on this car.**



More than reality!

Discover our models all over again with the new Märklin AR App. This is how easy it is: Download the app and watch the page with the camera on a Smartphone.

 This model is being produced in a one-time series only for the Märklin Dealer Initiative (MHI). 5 years warranty on all MHI/Exclusiv items and club items (Märklin Insider and Trix Club) starting in 2012. See Page 39 for warranty terms. See Page 39 for an explanation of the symbols and page information.

In the Fifties, the new German Federal Railroad knew how to remedy the lack of four-axle baggage cars quickly with improvisation and creativity. It used its large roster of type MCI 2-axle auxiliary passenger cars to build four-axle auxiliary baggage cars. This was done by joining together two wood MCI car bodies with their frames. In the process, the frames were equipped with truss rods to reinforce the car sides. Two sturdy bolsters had to be installed for the American design swan's neck or "Pennsylvania" style trucks that were used in most cases. Two 2-part revolving doors on each side gave access to the cars. Critical improvements were made to the cars starting in 1957, for in addition to rubber tube diaphragms the load area was also equipped with a service compartment. Further updating of the cars took place between 1974 and 1982. Based on the prototype of modern freight cars the wood siding on almost 300 cars was sheathed in sheet steel during major overhauls. Most of the cars were now designated MDyge 986 (with additional heating lines for electric train heating). Several units remained as the type MDyge 986 (with steam heat only). With a few exceptions, the cars were rated for a maximum speed of 120 km/h / 75 mph. Just a few with

roller bearings were rated for 140 km/h / 88 mph and were therefore allowed to run in express trains and fast mail trains.

These 23 meter / 75 foot 5-1/2 inch long cars were a daily sight in passenger and express freight service on the DB well into the Nineties. Yet after a bad railroad accident at Norheim on November 15, 1992, the auxiliary baggage cars were withdrawn from passenger train service relatively quickly and were retired, but many experienced a second career by being converted to maintenance train cars.

You can experience more of this exciting story in Train Stories Part 4 that is available as an interesting brochure at your local MHI specialty dealer.

Digital Functions	CU	MS	MS 2	CS1-2	CS3
Interior lights					
On/off function					
Marker light(s)					
Load area door					
Electric cart					
Conductor – delay					
Hens & goat					
Loading – malfunction					
Conductor – irritation					
Hectic goings-on					
Conductor – instructions					
Conductor – departure					
Loading helper – irritation					
Conductor – instructions 2					
Shipping documents					
Conductor – toilet					

Loading at a fast pace – Nothing should be broken



An eye-catcher when it goes by
Prototypical marker lights



43992

43993

37685

This Will Make the Hens Cluck

MHI Exclusive



43993 Express Freight Baggage Car Set, Type MDyG 986

Prototype: 2 type MDyG 986 four-axle express freight baggage cars painted and lettered for the German Federal Railroad (DB). Chrome oxide green basic paint scheme. Sidewall sheathing of sheet metal used in railroad car construction. Covered platforms at the ends of the cars, with rubber tube diaphragms. The cars look as they did at the end of the Seventies.


Model: The minimum radius for operation is 360 mm / 14-3/16". Both cars have "swan neck trucks" also known as "Pennsylvania trucks". The 7319 current-conducting couplings or the 72020/72021 operating cur-


rent-conducting couplers and the 73400/73401 lighting kits along with the 73404 pickup shoe can be used on these cars. Both cars have different car numbers and are individually packaged. There is also a master package. Total length over the buffers 52.8 cm / 20-13/16". DC wheel set E700580.

The class 118 electric locomotive, item number 37685, and another express freight baggage car with sound, item number 43992, to go with this set are also offered exclusively for the MHI in the Märklin H0 assortment.

One-time series.



 This model is being produced in a one-time series only for the Märklin Dealer Initiative (MHI). 5 years warranty on all MHI/Exclusiv items and club items (Märklin Insider and Trix Club) starting in 2012. See Page 39 for warranty terms. See Page 39 for an explanation of the symbols and age information.



| 43992

| 43993

| 37685

Legendary Speedster



26680 Lufthansa Airport Express

Prototype: German Federal Railroad (DB) express train for the route Frankfurt (M) Airport – Stuttgart in a special German Lufthansa paint scheme. Class 103 electric locomotive with a type Avmz 106 compartment car and two type Bpmz 296 open seating cars. Both car types have airtight construction. The train looks as it did in the summer of 1991.

Model: The class 103 electric locomotive has an mfx+ digital decoder and extensive sound functions. It also has controlled high-efficiency propulsion. 3 axles powered. Traction tires. The locomotive has triple headlights and dual red marker lights that will work in conventional operation and that can be controlled digitally. The headlights at Locomotive End 2 and 1 can be turned off separately in digital operation. When the headlights at both ends are turned off, then the "Double ‚A‘ Light" function is on at both ends. The engine room lighting can be controlled digitally. The cab lighting can also be controlled digitally. Maintenance-free warm white and red LEDs are used for the lighting. The current-conducting coupler can be controlled digitally. The compartment car and open seating cars have underbody details specific to the car types. The type Avmz 106 has Fiat type Y 0270 S trucks with shock absorbers to reduce "hunting". The type Bpmz cars have type MD trucks without generators. The cars have structural features of airtight cars such as SIG diaphragms, entry doors, and windows. All of the cars have factory-installed LED interior lighting that can be controlled from the locomotive. One car has built-in marker lights. The cars have operating current-conducting couplers. Total length over the buffers approximately 107 cm / 42-1/8".

Highlights:

- **The class 103 includes over 16 functions for the first time.**
- **Current-conducting couplers.**
- **Cab lighting.**
- **Engine room lighting.**
- **World of Operation mfx+ decoder.**
- **Locomotive engineer.**
- **Partially new tooling for the types Avmz and Bpmz.**
- **Types Avmz and Bpmz in the airtight version.**
- **Passenger cars with SIG diaphragms.**
- **All of the cars include factory built-in LED interior lighting that can be controlled digitally from the locomotive.**
- **Current-conducting couplers.**
- **One car includes marker lights.**

This model can be found in a DC version in the Trix H0 assortment under item number 21680.

One-time series.



Lufthansa

Officially Licensed Product

© 2016 Deutsche Lufthansa AG
Licensed by Bulls, Frankfurt

Lufthansa Airport Express is a registered brand of German Lufthansa, Inc., Cologne, Germany. All rights reserved regarding reproduction.



When the newly constructed line from Stuttgart to Mannheim went into operation on July 2, 1991, it was planned that the Airport Express Stuttgart – Frankfurt Airport would take this route. However, due to the higher speed and above all the pressure problems in the numerous tunnels on this new line, the existing cars and locomotives could no longer be used here. Along with a decrease in the running time to 90 minutes came an expansion to four daily pairs of trains that were to be run with only one locomotive. Admittedly, two train sets were required due to the short turnaround times in Stuttgart. Airtight cars repainted to Lufthansa specifications were assigned to the Airport Express with electric locomotive 103 101, also painted to match the train, from the Frankfurt/Main District.

The class 103 changed to the Lufthansa colors to match the cars in the train. Light Gray (RAL 7035) now dominated on the locomotive body and the roof hood. A narrow edge of Melon Yellow (RAL 1028) gleamed on the lower edge of the locomotive body at the transition to the bridge frame. This color continued in the upper part of the bridge frame. The older design ventilation grills kept their customary silver gray color. The lower part of the bridge frame including the buffer cladding and trucks have by contrast a dark gray color (NCS 8000). On the sides in the yellow area of the frame the lettering, "Lufthansa Airport Express", stood out and the DB emblem was located in a greatly reduced form only on the sides to the left next to the road number. Compared to the rolling stock road number 103 101 was not airtight and the schedules were therefore designed so that trains could not meet in the tunnel sections.

The short turnaround times in Stuttgart then led to a "flying change" between the two car sets, usually consisting of three cars, which played out as follows: One car set stood on a track in readiness in the Stuttgart stub end station. The Airport Express coming from Frankfurt arrived on this track, the locomotive uncoupled from that train and coupled again to the cars already standing there in readiness. A switch engine pulled the car set just arrived to the coach yard to be readied for the next run and after a few minutes, the Airport Express could depart again. Unfortunately Lufthansa halted all service at "Elevation Zero" on May 23, 1993 and road number 103 101 was thereby underway for the last time on the day before.

Digital Functions	CU	MS	MS 2	CS 1-2	CS 3
Headlight(s)					CS 3
Interior lights					
Electric locomotive op. sounds					
Locomotive whistle					
Direct control					
Engineer's cab lighting					
Rear Headlights off					
Conductor's Whistle					
Front Headlights off					
Sound of squealing brakes off					
Interior lights					
Station Announcements					
Station Announcements					
Operating sounds					
Doors Closing					
Operating Sounds 2					



LED marker lights



All of the passenger cars include the design features of airtight construction



Operated by the Entire Family

MHI Exclusive



36504 Henschel DHG 500 Diesel Locomotive

A must for any layout operated by the entire family and a great freight train with a guarantee for play and enjoyment. The humpbacked diesel switch engine with three freight cars and two model automobiles for a freight load invite you to try out things, play, and occupy your time. Naturally, this train can be rapidly expanded with other products from the Märklin Start up product or from the Märklin H0 program.

Prototype: German Railroad, Inc. (DB AG), DB Cargo Business Area, Henschel class DHG 500 diesel switch engine.

Model: The locomotive has a special motor, an mfx digital decoder, and two sound functions. 1 axle powered. Traction tires. The triple headlights change over with the direction of travel, will work in conventional operation, and can be controlled digitally. There is a controllable blinking light on the cab roof. The locomotive has coupler hooks. Length over the buffers 11.2 cm / 4-3/8".

Highlights:

- **Affordable beginner's model with a built-in mfx decoder.**
- **Sound functions and a controllable blinking light on the cab roof.**

One-time series.

*First time with sound
Ideal play fun for the entire family*

Digital Functions

Headlight(s)
Flashing Warning Light
Diesel locomotive op. sounds
Horn



44504 Cargo Freight Car Set

Prototype: German Railroad, Inc. (DB AG) gondola, four-axle low side car, and tank car.

Model: The low side car is loaded with 2 modern automobile models. The tank car has a brakeman's platform. All of the cars have close couplers. Total length over the buffers 39.0 cm / 15-3/8".
DC wheel set: E700580



More than reality!

Discover our models all over again with the new Märklin AR App. This is how easy it is: Download the app and watch the page with the camera on a Smartphone.

One-time series.



| 44504

| 36504 |

Deluxe Train with Hot Running Water



26922 Orient Express Train Set with a Baden Class IV h

Prototype: Orient Express with a Baden class IV h steam locomotive in a black paint scheme and seven teak wood cars lettered for the Compagnie Internationale des Wagons-Lits et des Grands Express Européens (CIWL). 2 each baggage cars, 4 sleeping cars, and 1 dining car. Car routing from Calais via Paris – Strasbourg – Stuttgart – Munich – Salzburg – Vienna – Budapest to Bucharest. The locomotive looks as it did starting in May of 1921 with Baden road number 1010.

Model: The steam locomotive has an mfx+ digital decoder and extensive sound functions. It also has controlled high-efficiency propulsion with a flywheel, mounted in the boiler. 3 axles powered. Traction tires. A 72270 smoke unit can be installed in the locomotive. The dual headlights change over with the direction of travel. They and the smoke unit contact will work in convention operation and can be controlled digitally. Maintenance-free warm white LEDs are used for the lighting. The cars have many separately applied details and different car numbers. The set has retracted diaphragms with raised walkover plates for the end cars. The doors on the baggage cars can be opened. All of the cars have factory-installed LED interior lighting and operating current-conducting couplers. Table lights in the dining car are lit. A pickup shoe is mounted on one baggage car. A decal set with car numbers and car routing signs is included. This train set is delivered with a numbered certificate of authenticity. Length over the buffers approximately 193 cm / 76”.

The cars in this train set can be found in a DC version in the Trix H0 assortment under item numbers 24793 and 24794.

One-time series limited to 1,999 pieces.

Highlights:

- **mfx+ digital decoder.**
- **Factory-installed LED interior lighting.**
- **Operating current-conducting couplers.**
- **Limited to 1,999 pieces.**
- **Numbered certificate of authenticity.**



Digital Functions	CU	MS	MS 2	CS1-2	CS3
Headlight(s)					
Smoke generator contact					
Steam locomotive op. sounds					
Locomotive whistle					
Direct control					
Sound of squealing brakes off					
Whistle for switching maneuver					
Sound of coal being shoveled					
Letting off Steam					
Grate Shaken					
Air Pump					
Water Pump					
Injectors					

*Legendary Orient Express
Very extensively detailed passenger cars
Lighted table lamps in the dining car
Separately applied details also constructed of brass*



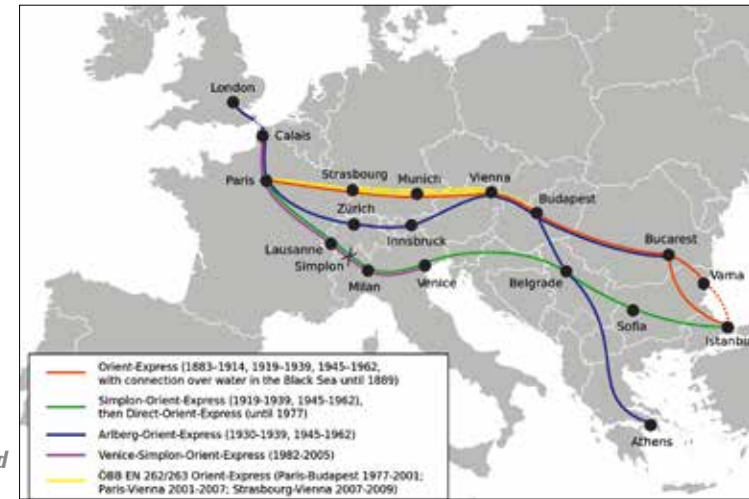
Compagnie Internationale des Wagons-Lits et des Grands Express Européens (CIWL) is a registered trademark of Wagons-Lits Diffusion (WLD), Paris, France. All rights reserved regarding reproduction. © Wagons-Lits Diffusion – France.



Today an image full of mystique, magic, longing, and wanderlust is associated with the famous name "Orient Express", because over the course of many years, a legend formed from the train of diplomats, adventurers, agents, profiteers, "femmes fatales" as well as crowned and uncrowned heads of state. It played a main role in countless books, spy histories, and films. It had its beginning with the grandiose idea of Georges Nagelmackers to introduce deluxe sleeping car trains on the European continent.

With the start of World War I, the deluxe train had to be halted. After the end of the war, a so-called "Train deluxe militaire" for the victorious powers initially ran starting in February of 1919 with CIWL cars between Western and Eastern Europe, but bypassing Germany. It was not until 1920 that normal passengers could also use it and the route ran again via Strasbourg, Karlsruhe, Stuttgart, and Munich. Finally, with the start of the 1921 summer schedule, the train was running again with its traditional name and its route was lengthened from Vienna via Bratislava and Budapest

to Bucharest. The motive power on the Baden part of the Orient Express' route was the Baden class "IV h" Pacific express locomotives that had been delivered in three production runs by Maffei from 1918 to 1920 for a total of 20 units. Originally planned for heavy express train service primarily on the Rhine Valley line Basle – Mannheim these elegant, modern 4-6-2 units also pulled the Orient Express. With their four-cylinder compound running gear with tandem slide valves and the almost unique large grate of 5 square meters / 7,750 square inches in conjunction with their good counterbalance weight they advanced to the position of first-rate, fast long-distance runners. Between January of 1923 and November 29, 1924, the Orient Express could no longer run through Germany due to the occupation of the Ruhr area and had to detour to the Arlberg route. After that the IV h with its attractive outline was seen pulling this deluxe train again, from 1925 on as the DRG class 18.3 with road numbers 18 301-303, 18 311-319, and 18 321-328.



First time for the locomotive in this paint scheme



Mystique of the Borsig Works



39054 Class 05 Streamlined Steam Locomotive with a Tender

Prototype: German State Railroad (DRB) class 05 streamlined express steam locomotive. Version with powdered coal firing and the engineer's cab at the front. Deep black basic paint scheme with a white decorative stripe. Road number 05 003. Locomotive 14.555 in the delivery book for the Borsig Locomotive Works, Hennigsdorf, Germany.

Model: The locomotive has the new mfx+ digital decoder and extensive sound functions. Powdered coal being moved with a compressor (Operating Sounds 1) can be activated by means of the function button. The locomotive has controlled high-efficiency propulsion with a flywheel, mounted in the boiler. 3 axles powered. Traction tires. The locomotive and tender are constructed mostly of metal. Minimum radius for operation is 360 mm / 14-3/16". Cutouts in the side streamlining for smaller track curves can be filled in with add-on fill pieces. The dual headlights change over with the direction of travel, will work in conventional operation, and can be controlled digitally. A third headlight as a headlight for oncoming trains can be controlled separately in digital operation. The engineer's cab lighting can be controlled separately in digital operation. Maintenance-free, warm white LEDs are used for the lighting. The locomotive and tender have numerous, separately applied grab irons. A 7226 smoke generator can be installed on the locomotive. There is a permanent close coupling between the locomotive and tender. Length over the buffers 31.0 cm / 12-1/4".

Highlights:

- "Borsig Edition 5".
- Locomotive and tender constructed mostly of metal.
- A suitable collector's case with a relief for each model of the edition.
- Excerpt from the Borsig delivery book included.

A suitable collector's case made of wood and glass is included, and there is a relief of the characteristic Borsig gate of the Borsig Locomotive Works on the back wall of the case. An engraved metal plate including the factory number is mounted on the base of the display case. A high quality excerpt from the delivery book is included.

One-time series (Model 5 of 5).

To be delivered at the beginning of 2017.

Digital Functions	CU	MS	MS 2	CS1-2	CS3
Headlight(s)					
Smoke generator contact					
Steam locomotive op. sounds					
Locomotive whistle					
Direct control					
Sound of squealing brakes off					
Engineer's cab lighting					
Whistle for switching maneuver					
Light(s) for Oncoming Train					
Operating Sounds 1					
Water Pump					
Injectors					
Letting off Steam					
Air Pump					
Sanding					

*5th locomotive of the Borsig Edition
Suitable collector's case*



Birthday Locomotive "A Real Fifty Year Old"



37837 Birthday Locomotive "A Real Fifty Year Old", Class 50

Prototype: German Federal Railroad (DB) class 50 freight steam locomotive, with a coal tender as the type 2'2'T26 standard design tender in its original form. Witte smoke deflectors, standard design engineer's cab, long running boards falling diagonally at the front by the smoke box, DB Reflex glass lanterns, bell, and an inductive magnet. Road number 50 1966. The locomotive looks as it did in 1966.

Model: The locomotive has an mfx digital decoder and extensive sound functions. It also has controlled high-efficiency propulsion with a flywheel, mounted in the boiler. 5 axles powered. Traction tires. The locomotive and tender are constructed mostly of metal. A 7226 smoke generator can be installed in the locomotive. The triple headlights change over with the direction of travel. They and the smoke generator that can be installed in the locomotive will work in conventional operation and can be controlled digitally. Maintenance-free, warm white LEDs are used for the lighting. There is a permanent close coupling with a guide mechanism between the locomotive and tender that can be adjusted for the radius of the track. There is a close coupler with a guide mechanism and an NEM coupler pocket on the rear of the tender and the front of the locomotive. The minimum radius for operation is 360 mm / 14-3/16". Piston rod protection sleeves and brake hoses are included. Length over the buffers 26.4 cm / 10-3/8".

Highlights:

- **The special gift idea – your personal model of a class 50 for your 50th!**
- **A high class gift package with a personalized nameplate.**
- **Certificate of authenticity included.**
- **Separately applied metal plates give the ordinal number of the year of your birth as well as the class number 50: 1966.**

The locomotive is carefully weathered by hand. The model is presented with a display case made of clear acrylic. The base has your personal nameplate made of metal with the date of your 50th birthday.

Digital Functions	CU	MS	MS 2	CS1-2	CS3
Headlight(s)					
Smoke generator contact					
Steam locomotive op. sounds					
Locomotive whistle					
Direct control					
Sound of squealing brakes off					
Air Pump					
Whistle for switching maneuver					
Letting off Steam					
Sound of coal being shoveled					
Grate Shaken					
Water Pump					
Injectors					
Bell					
Rail Joints					
Switching maneuver					



Comes with a display case

***A high class gift package with a personalized nameplate
Certificate of authenticity included***



See Page 39 for an explanation of the symbols and age information.

Steam Locomotive without Borders



39206 Class 01.5 Steam Express Locomotive with a Tender

Prototype: Class 01.5 steam express locomotive with an oil tender for oil firing. GDR German State Railroad (DR/GDR) "Reko" version. Includes spoked wheels, type 2'2'T34 (oil) standard design tender, special design Witte smoke deflectors for the class 01.5, continuous dome streamlining, no inductive magnet, and decorative striping. Road number 01 0505-6. The locomotive looks as it did around 1975/76.

Model: The locomotive has an mfx+ digital decoder and extensive sound functions. It also has controlled high-efficiency propulsion with a flywheel, mounted in the boiler. 3 axles powered. Traction tires. The locomotive and tender are constructed mostly of metal. The 7226 smoke unit can be installed in the locomotive. The triple headlights change over with the direction of travel. They and the smoke unit that can be installed in the locomotive will work in conventional operation and can be controlled digitally. The cab lights can also be controlled digitally. Maintenance-free warm white LEDs are used for the lighting. There is a close coupling with a guide mechanism between the locomotive and tender. There is a close coupler with an NEM pocket on the tender. The minimum radius for operation is 360 mm / 14-3/16". Protective sleeves for the piston rods and brake hoses are included as detail parts. Length over the buffers 28.2 cm / 11-1/8".

Highlights:

- **Completely new tooling in 2015.**
- **Especially finely detailed metal construction.**
- **Decorative striping on the buffer supports and running boards.**
- **Continuous dome streamlining.**
- **Partially open bar frame and many separately applied details.**

This model can be found in a DC version in the Trix H0 assortment under item number 22906.

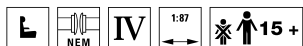
Digital Functions	CU	MS	MS 2	CS 1-2	CS 3
Headlight(s)					
Smoke generator contact					
Steam locomotive op. sounds					
Locomotive whistle					
Direct control					
Sound of squealing brakes off					
Engineer's cab lighting					
Whistle for switching maneuver					
Operating Sounds 1					
Letting off Steam					
Operating Sounds 2					
Air Pump					
Water Pump					
Injectors					
Dialog					

Prototypical spoked wheels
Oil-fired unit



See Page 39 for an explanation of the symbols and age information.

Inter-Zone Train D 263



42980 Inter-Zone Express Train Passenger Car Set, Type Y/B 70

Prototype: 5 different design express train passenger cars of different types, paint and lettered for the German State Railroad of the GDR DDR (DR/GDR), for the Inter-Zone train D 263 Hamburg – Büchen – Hagenow Land – Schwerin – Wittenberge – Nauen – Potsdam – Doberlug-Kirchhain – Dresden. 1 type Y/B 70 passenger car with a baggage compartment, 2nd class. 2 type Y/B 70 passenger cars, 2nd class. 1 type Y/B 70 passenger car, 1st/2nd class. 1 type WR dining car. The cars look as they did around 1976/77.

Model: The minimum radius for operation is 360 mm / 14-3/16". All of the cars have imprinted train route signs. These cars are not designed for installation of interior lighting. All of the cars have different car numbers and are individually packaged. There is also a master package. Total length over the buffers 134.8 cm / 53-1/16".

The class 01.5 express steam locomotive, item number 39206 that was new tooling in 2015 is the ideal complement to the 42980 Inter-Zone express train passenger car set. The locomotive is also being offered in the Märklin H0 assortment.

This product is a cooperative project with the firm Tillig Modellbahnen GmbH & Co. KG.

One-time series.

Highlights:

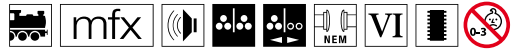
- These are the right Inter-Zone express train passenger cars to go with the class 01.5 express steam locomotive, item number 39206.
- Train route D 263 from Hamburg via Schwerin, Wittenberge to Dresden.



42980

39206

A Unique Model



36194 Class 193 Electric Locomotive

Prototype: Mitsui Rail Capital Europe electric locomotive, road number 91 80 6193 876-0. Built by Siemens as a regular production locomotive from the Vectron type program.

Model: The electric locomotive is constructed of metal, has an mfx digital decoder, and extensive sound functions. It also has a special motor, centrally mounted. 4 axles powered by means of cardan shafts. Traction tires. The locomotive has triple headlights and dual red marker lights that will work in conventional operation and that can be controlled digitally. The headlights at Locomotive End 2 and 1 can be turned off separately in digital operation. When the headlights at both ends are turned off, then the "Double ‚A‘ Light" function is on at both ends. Warm white and red LEDs are used for the lighting. 2 mechanically working (not connected for catenary power) pantographs. Length over the buffers 21.8 cm / 8-9/16".

To be delivered starting in the 2nd quarter of 2017.

This model can be found in a DC version in the Trix H0 assortment under item number 22094.

One-time series.



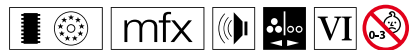
Back page

Affordable electric locomotive with full sound



Front page

Digital Functions	CU	MS	MS 2	CS1-2	CS3
Headlight(s)					
Operating Sounds 1					
Electric locomotive op. sounds					
Horn					
Direct control					
Sound of squealing brakes off					
Headlight(s): Cab2 End					
Whistle for switching maneuver					
Headlight(s): Cab1 End					
Sound of Couplers Engaging					
Operating Sounds 2					
Letting off Air					
Blower motors					
Conductor's Whistle					
Rail Joints					



36640 Class 640 Diesel Powered Commuter Rail Car

Prototype: German Railroad, Inc. (DB AG), DB Regio company area, class 640 (LINT 27) diesel powered commuter rail car.

Model: The powered rail car has controlled high-efficiency, an mfx digital decoder, and extensive sound functions. 2 axles powered. Traction tires. The triple headlights and dual red marker lights change over with the direction of travel, will work in conventional operation, and can be controlled digitally. Warm white and red LEDs are used for the lighting. There are train destination signs at the ends that are lighted prototypically with yellow LEDs. Both ends of the train have a representation of the center buffer coupler. The train has tinted windows and low-level entries. Total length 28.8 cm / 11-3/8".



Digital Functions	CU	MS	MS 2	CS1-2	CS3
Headlight(s)					
Diesel locomotive op. sounds					
Horn					
Direct control					
Sound of squealing brakes off					
Headlight(s): Cab2 End					
Station Announcements					
Headlight(s): Cab1 End					
Doors Closing					
Conductor's Whistle					

Full sound

See Page 39 for an explanation of the symbols and age information.



37528 Class 120.0 Electric Locomotive

Prototype: German Railroad, Inc. (DB AG) class 120.0 general-purpose express locomotive. Pre-production version in the original paint scheme but with the new DB “cookie”. Road number 120 003-9. The locomotive looks as it did starting in November of 1994. Nürnberg 1 District.

Model: The locomotive has an mfx+ digital decoder and extensive sound functions. It also has controlled high-efficiency propulsion. 4 axles powered. Traction tires. The locomotive has triple headlights and dual red marker lights that will work in conventional operation and that can be controlled digitally. Maintenance-free warm white and red LEDs are used for the lighting. The cab lighting can be controlled separately in digital operation. The cabs have interior details. The locomotive has close couplers in standard pockets with a guide mechanism. It also has separately applied grab irons. Length over the buffers 22.1 cm / 8-11/16”.

Highlights:

- **Centrally mounted motor, 4 axles powered.**
- **Close couplers in standard pockets with a guide mechanism.**
- **mfx+ digital decoder.**
- **Road number 120 003-9 for the first time in a metal version.**
- **Pre-production locomotive for the first time with the DB, Inc. logo in Era V.**

This model can be found in a DC version in the Trix H0 assortment under item number 22684.

One-time series.

Digital Functions	CU	MS	MS 2	CS1-2	CS3
Headlight(s)					
Engineer's cab lighting					
Electric locomotive op. sounds					
Low Pitch Horn					
Direct control					
Sound of squealing brakes off					
Headlight(s): Cab2 End					
High Pitch Horn					
Headlight(s): Cab1 End					
Station Announcements					
Blower motors					
Conductor's Whistle					
Compressor					
Letting off Air					
Switching maneuver					

Centrally mounted motor and full sound



25 Years of the ICE

25
- Jahre ICE

Twenty-five years ago, a symbolic ICE run from Hamburg, Bonn, Mainz, Stuttgart, and Munich to the new ICE station in Kassel-Wilhelmshöhe officially rang in the start of high-speed service. In terms of schedules, all of this began with the first regularly scheduled ICE from Hamburg-Altona to Munich on June 2, 1991 and the success story of German high-speed service took off. The white ICE with the striking red stripes left its stamp on the image of the German Railroad. It stood and stands for modern, comfortable, fast rail service in Germany. In addition to clear reductions in travel times among other things, the full air conditioning, wide, comfortable entries, the sound deadening, and the high quality interior design set new standards for the passengers. In the first year of high speeds, approximately ten million passengers used the 25 ICEs in service. Today by contrast, almost 80 million passengers per day are underway in the approximately 250 ICE trains, and since 1991, the latter have racked up over 1.8 billion kilometers / 1.3 billion

miles. This is the same as a route reaching 4,700 times from the earth to the moon. An entire family has come into being from the first ICEs. After the ICE 1 (class 401) and ICE 2 (class 402) with powered end cars, came the ICE 3 (class 403/406) and ICE T (class 411/415) with the modular setup concept for the propulsion. Not to forget the diesel-powered ICE TD (class 605), the Velaro D/ICE 3 (class 407) as well as the ICE 4 (class 412) currently in the test phase.

Yet the fastest of this entire family with a maximum speed 330 km/h / 206 mph is still the ICE 3. Its construction resulted from the requirements for the new construction route Frankfurt – Cologne with its grades of up to 4% as well as a maximum line speed of 300 km/h / 188 mph. These trains are also designed for use in neighboring countries with all possible types of current systems and under adherence to the locomotive/car limitations in effect there. This required a departure from the previous powered end car concept and the return to the “classic” powered

rail car. In terms of propulsion technology, the eight-part ICE 3 sets consist of two four-part train halves that cannot be separated and that are assembled in a mirror image to each other. The powered end cars with current converters (types 403.0 and 403.5) are followed by non-powered transformer intermediate cars with the DB pantograph (types 403.1 and 403.6), a powered intermediate car with a current converter (types 403.2 and 403.7) as well as a non-powered intermediate car (types 403.3 and 403.8), where a battery and charging equipment are located. The design firm Alexander Neumeister in Munich created a new design in the end parts of the train with its optimal streamlined shape with the automatic Scharfenberg coupler hidden behind a cover hatch. The four-system trains (class 406) are similarly built. These ICE 3 units run exclusively on the new construction route Frankfurt/Main – Cologne and scatter in all directions of the compass in Frankfurt or Cologne.



37788 ICE 3 Class 403 Powered Rail Car Train

Prototype: ICE 3 high speed powered rail car train. German Railroad, Inc. (DB AG) class 403. 1 type 403.0 end car, 1st class. 1 type 403.1 transformer car, 1st class. 1 type 403.3 “BordBistro” dining car. 1 type 403.6 transformer car, 2nd class. 1 type 403.5 end car, 2nd class. The train is named “Offenburg” and looks as it did in 2011.

Model: The train comes in a 5-car version. It has an mfx digital decoder and extensive sound functions. The train has controlled high-efficiency propulsion and long-distance headlights. 2 axles powered. Traction tires. The engineer’s cabs in the end cars have interior details. The train has a power pickup changeover feature with power picked up in the end car at

the front of the train. The train has special close couplings with a guide mechanism. The interior lighting is supplied with power by means of a continuous electrical connection through the entire train. The pantographs are only mechanically functional; they do not pick up power from catenary. The headlights / marker lights together with the interior lighting will work in conventional operation and can be controlled digitally. Train length 142.2 cm / 56”.

Highlights:

- mfx digital decoder.

Digital Functions	CU	MS	MS 2	CS1/2	CS3
Headlight(s)	█	█	█	█	█
Long distance headlights	█	█	█	█	█
Locomotive operating sounds	█	█	█	█	█
Warning Sound	█	█	█	█	█
Direct control	█	█	█	█	█
Sound of squealing brakes off	█	█	█	█	█
Conductor’s Whistle	█	█	█	█	█
Station Announcements	█	█	█	█	█
Stat. Announce. – Engl.	█	█	█	█	█
Doors Closing	█	█	█	█	█

Reissued!

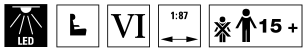


See Page 39 for an explanation of the symbols and age information.



© Thomas Estler

© Thomas Estler



43735 Add-On Car Set

Prototype: 2 each transformer cars, 2nd class, and 1 each intermediate car, 2nd class. Add-on cars for the German Railroad, Inc. (DB AG) ICE 3. The cars look as they currently do in 2011, Era VI.

Model: These 3 intermediate cars are add-on cars for the 37788 ICE 3. The cars have special close couplings with guide mechanisms. The interior lighting is powered from the continuous electrical connection through the entire train. Total length 83.7 cm / 32-15/16".

The 37788 basic set can be expanded to an 8-part unit with the 43735 add-on car set.

Highlights:

- Factory-installed interior lighting with warm white LEDs.



“Oh Christmas Tree” ...



37899 Christmas Steam Locomotive with a Tender

A great gift idea for Christmas: In the Fifties and Sixties steam locomotives adorned with appropriate lettering often received their passengers at stations at Christmastime or Easter. Now there are also Christmas greetings as a genuine model steam locomotive in a clear Acrylic display case. Road number 50 2412 with its Christmas greetings and the lighted Christmas tree on the buffer beam offers a special attraction. As a special highlight, the locomotive also whistles “O Tannenbaum, ...”.

Prototype: German Federal Railroad (DB) class 50 freight steam locomotive, with a coal tender as the type 2'2'T26 standard design box-style tender as it originally looked. Witte smoke deflectors, standard cab, long running boards falling diagonally at the front by the smoke box, DB Reflex glass headlights, and inductive magnet on one side included. Road number 50 2412. Use of this locomotive with a Christmas tree and a Christmas design has not been confirmed.

Model: The locomotive has an mfx digital decoder and extensive sound functions. It also has controlled high-efficiency propulsion. 5 axles powered. Traction tires. The locomotive and tender are constructed mostly of metal. A 7226 smoke unit can be installed in the locomotive. The triple headlights change over with the direction of travel. They and the smoke unit that can be installed in the locomotive will work in conventional operation and can be controlled digitally. Maintenance-free warm white LEDs are used for the lighting. The special light function is a Christmas tree with LED lighting that can be controlled digitally. The locomotive whistles “O Tannenbaum” and “Jingle Bells” as a special sound function. There is a permanent close coupling with a guide mechanism between the locomotive and tender that can be adjusted for the radius of the track. The rear of the tender and the front of the locomotive have close couplers with NEM pockets and guide mechanisms. The minimum radius for operation is 360 mm / 14-3/16”. Protective piston sleeves, brake hoses are included. Length over the buffers 26.4 cm / 10-3/8”.

This model is being presented with a display case made of clear Acrylic. The base has a metal plate with the lettering in German “Merry Christmas”.

One-time series.

Highlights:

- The special gift idea for Christmas.
- Special light and sound function: Christmas tree with LED lighting.
- “O Tannenbaum” and “Jingle Bells” steam locomotive composition.
- Tender decorated for Christmas.
- High quality gift packaging.

A Special Gift!
A new road number included!
Lighted Christmas tree on the skirting
New melody composition
Comes with a display case
In special Christmas packaging



Comes with a display case



More than reality!

Discover our models all over again with the new Märklin AR App. This is how easy it is: Download the app and watch the page with the camera on a Smartphone.

See Page 39 for an explanation of the symbols and age information.



Christmas imprinting

Lighted fir tree on the skirting and a new road number 50 2412 included



Digital Functions	CU	MS	MS 2	CS1-2	CS3
Headlight(s)					
Smoke generator contact					
Steam locomotive op. sounds					
Locomotive whistle					
Direct control					
Sound of squealing brakes off					
Air Pump					
Whistle for switching maneuver					
Letting off Steam					
Bell					
Sound of coal being shoveled					
Grate Shaken					
Injectors					
Light Function1					
Operating Sounds 1					
Operating Sounds 2					



48416 H0 Christmas Car for 2016

Prototype: German State Railroad Company (DRG) and German Federal Railroad (DB) type R 02 stake car. Fictitious Christmas design.

One-time series.

Model: The car has removable stakes. It also has a frame with truss rods. The car is loaded with a small felt Christmas sack. The reproductions of sugar sticks and the "Lebkuchen" figures can also be used as Christmas decorations.

Length over the buffers 13.8 cm / 5-7/16". DC wheel set E700580.



Load can be used as a tree decoration



48410

48411

48412

48413

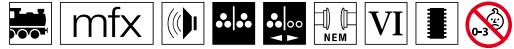
48414

48415

48416

37899

Netherlands



36629 Class E 186 Electric Locomotive

The 160 km/h / 100 mph fast class E 186 TRAXX racers have done more than just conquer the high-speed route on the Dutch Railways (NS). They can also be found in upmarket express train service. The HVG V250 trains from AnsaldoBreda were actually planned for service on the Dutch HSL-Zuid high-speed route. Leased E 186 units designed for 160 km/h / 100 mph had to jump in as replacements and were used in regular schedules starting in September of 2009 on the route Amsterdam – Schiphol – Rotterdam – Breda. In the wake of successful results, current planning foresees all ICRm trains with PRIO cars with "Sandwich" motive power (one locomotive at each end of the train) with the E 186 units. At present, the NS has available 20 leased E 186 units as well as 30 units of the newly ordered E 186 001-045.

Prototype: Dutch Railways (NS) class E 186 electric locomotive. The locomotive looks as it currently does in real life.

Model: The locomotive has an mfx digital decoder and extensive sound functions. It also has a special motor, centrally mounted. 4 axles powered by means of cardan shafts. Traction tires. The locomotive has triple

headlights and dual red marker lights that will work in conventional operation and that can be controlled digitally. The headlights at Locomotive End 2 and 1 can be turned off separately in digital operation. When the headlights at both ends are turned off, then the "Double 'A' Light" function is on at both ends. Maintenance-free warm white and red LEDs are used for the lighting. 4 mechanically working (not connected for catenary power) pantographs. Length over the buffers 21.7 cm / 8-1/2".

Highlights:

- Locomotive includes a new road number.
- mfx decoder and a variety of light and sound functions included.
- Detailed, affordable beginner's model with extensive features.
- The right locomotive to go with the 42648 express train passenger car set.
- Locomotive includes a metal body.



Digital Functions	CU	MS	MS 2	CS1-2	CS3
Headlight(s)					
Operating Sounds 1					
Electric locomotive op. sounds					
Horn					
Direct control					
Sound of squealing brakes off					
Headlight(s): Cab2 End					
Whistle for switching maneuver					
Headlight(s): Cab1 End					
Sound of Couplers Engaging					
Operating Sounds 2					
Letting off steam / air					
Blower motors					
Conductor's Whistle					
Rail Joints					

One-time series.

Delivery planned for the 1st quarter of 2017.

Affordable electric locomotive with full sound





42648 ICRm IC Express Train Passenger Car Set

Prototype: 6 different Dutch Railways (NS) ICRm IC express train passenger cars, in the paint scheme HST PRIO A and HST PRIO B. Of them 4 ICRm express train passenger cars, 2nd class, and 2 ICRm express train passenger cars, 1st class. The cars look as they currently do in 2016.

Model: The 7319 current-conducting coupling, the 72020/72021 operating current-conducting couplers and the 7330 lighting kit can be installed on the cars. All of the cars have different car numbers. Total length over the buffers 159.4 cm / 62-3/4". DC wheel set E700580.

Highlights:

- **The express train passenger car set to go with the E 186 electric locomotive.**

The class E 186 electric locomotive is the ideal motive power for the 42648 express train passenger car set and is available under item number 36629 that is also offered in the Märklin assortment.

One-time series.
Delivery planned in the 1st half of 2017.



Switzerland



48059 Type Habbiillnss High-Capacity Sliding Wall Boxcar Set

Prototype: 3 type Habbiillnss high-capacity sliding wall boxcars. Privately owned cars of the firm Wascosa, leased to the Swiss Postal System, Inc. All of the cars have different advertising designs. The cars look as they currently do in real life.

Model: All of the cars have adjustable buffers and trucks. One each car in a German, a French, and an Italian advertising design. All of the cars have different car numbers and are individually packaged. There is also a master package. Length over the buffers per car 26.7 cm / 10-1/2". DC wheel set E700580.

Highlights:

- **Current appearance.**
- **Attractive, striking design.**

One-time series.
Delivery planned for the 1st quarter of 2017.



Packaged individually in the set



See Page 39 for an explanation of the symbols and age information.

Sweden



47093 Type Sgnss KLV Transport Car Set

Prototype: 4 type Sgnss four-axle KLV transport cars in a blue basic paint scheme. Cars for the firm Sveaskog, registered with Tågakeriet. Included are type ExTe SR12 wood load frames and support beams for transporting logs. The cars look as they did in 2015.

Model: The cars have type Y 25 welded trucks. The transport car floors are prototypically partially open and are constructed of metal with striking fish belly type side sills. Each transport car can be equipped with 6 type

SR12 ExTe stakes and 3 support beams. ExTe stakes and support beams are included for mounting on each car. All of the cars have different car numbers and are packaged individually.

There is also a master package.

Total length over the buffers 91.5 cm / 36". DC wheel set E700580.


A DC version of these cars with other different car numbers can be found in the Trix H0 assortment under item number 24247.

Highlights:

➤ **ExTe stakes and support beams are specially for transporting wood.**

One-time series.

*Different car numbers
All cars individually packaged*



47093

37419

märklin



Die-cast zinc



Casting finishing



Galvanizing



Stamping / Die-casting



Imprinting / Painting



Automatic turning



Locomotive assembly

Open House

on September 16 and 17, 2016
from 9:00 AM to 4:00 PM
Entrance to the main plant

Current program information:

www.maerklin.de



- **Factory tour** of current production
- **Display** of model railroad layouts
- **Special cars in H0**, "Injection Plastic Molding" Department"
- **Varied program** of activities for "big and little" people

Main Plant

Stuttgarter Strasse 55-57
73033 Göppingen
9:00 AM to 5:00 PM

- Big factory tour
- Model railroad layouts
- Bouncing castle and play cars
- Locomotive assembly for our visitors
- Food and beverage service
- Varied entertainment program

- Sale of a special car in H0
"Injection Plastic Molding" Department



Special large 1 Gauge display included!

Märklin Museum

Reutlinger Strasse 2
73037 Göppingen
9:00 AM to 6:00 PM

- Extensive children's program
- Attractive offers in the shops
- Sale of accessory items
- Märklin Museum

Worldwide Web TV and Web Radio
Extensive live entertainment program,
jointly put on by Radiofips and
Filstalwelle Göppingen.
www.radiofips.de / www.filstalwelle.de

Free parking
Over 2,500 parking spaces at the EWS Arena
(Corner of Lorcherstrasse/Nördl. Ringstrasse).
Follow the signs in Göppingen.

Shuttle bus service free of charge
EWS Arena • Main Plant • Märklin Museum
Friday and Saturday from 8:30 AM – 6:00 PM



Subject to change



88412 Electric Locomotive

Prototype: German Federal Railroad (DB) class 110.3 electric locomotive, the so-called "Bügelalte" / "Pants Crease", in the cobalt blue paint scheme of Era IV.

Model: The locomotive is an Era IV version with round buffers. The screw switch for selecting catenary operation is located inside the locomotive. The locomotive has larger buffer plates. Both trucks powered. The triple headlights are warm white LEDs and they change over with the direction of travel. The wheel treads are dark nickel-plated. Length over the buffers 76 mm / 3".

One-time production for the Märklin Dealer Initiative (MHI).



87409 Car Display with 9 different Eurofima Passenger Cars

Prototype: 9 Eurofima passenger cars. Includes: 2 SNCF type A9 Corail cars. 1 SNCF type A9 car in orange, 3 DB type Avnz 207 cars in red/ivory, 1 SBB type Am car in orange, and 2 type Bcm cars in blue.

Model: All of the cars have extensive paint schemes and lettering including individual car numbers. The cars have black nickel-plated metal wheel sets.

The cars are individually packaged in the sales display. Length of each car over the buffers 120 mm / 4-3/4".

Highlights:

- 9 individually packaged cars from which to choose.
- At your specialty dealer in a well-arranged display.



⚙️ This model is being produced in a one-time series only for the Märklin Dealer Initiative (MHI). 5 years warranty on all MHI/Exclusiv items and club items (Märklin Insider and Trix Club) starting in 2012. See Page 39 for warranty terms. See Page 39 for an explanation of the symbols and age information.

Modern Funnel-Flow Tank Cars



82470 GATX Funnel-Flow Tank Car

Model: This is a funnel-flow tank car with fine, scale detailing and prototypical weathering. The car is painted and lettered for GATX. Length over the buffers 77.5 mm / 3-1/16".

Highlights:

- Fine detailing.
- Prototypical weathering.

This funnel-flow tank car comes with a different car number in these variations:

- 82471** GATX Funnel-Flow Tank Car
- 82472** GATX Funnel-Flow Tank Car
- 82473** GATX Funnel-Flow Tank Car

Ideal for impressive unit trains



82474 GATX/DHL Funnel-Flow Tank Car

Model: This is a funnel-flow tank car with fine, scale detailing and prototypical weathering. The car is painted and lettered for GATX/DHL. Length over the buffers 77.5 mm / 3-1/16".

Highlights:

- Fine detailing.
- Prototypical weathering.

This funnel-flow tank car comes with a different car number in these variations:

- 82475** GATX/DHL Funnel-Flow Tank Car
- 82476** GATX/DHL Funnel-Flow Tank Car
- 82477** GATX/DHL Funnel-Flow Tank Car

Prototypical weathering



82478 Ermewa Funnel-Flow Tank Car

Model: This is a funnel-flow tank car with fine, scale detailing and prototypical weathering. The car is painted and lettered for Ermewa. Length over the buffers 77.5 mm / 3-1/16".

Highlights:

- Fine detailing.
- Prototypical weathering.

This funnel-flow tank car comes with a different car number in these variations:

- 82479** Ermewa Funnel-Flow Tank Car
- 82480** Ermewa Funnel-Flow Tank Car
- 82481** Ermewa Funnel-Flow Tank Car

Different car numbers





82482 Wascosa Funnel-Flow Tank Car

Model: This is a funnel-flow tank car with fine, scale detailing and prototypical weathering. The car is painted and lettered for Wascosa. Length over the buffers 77.5 mm / 3-1/16".

Highlights:

- Fine detailing.
- Prototypical weathering.

This funnel-flow tank car comes with a different car number in these variations:

- 82483** Wascosa Funnel-Flow Tank Car
- 82484** Wascosa Funnel-Flow Tank Car
- 82485** Wascosa Funnel-Flow Tank Car

Authentic weathering



82486 VTG Funnel-Flow Tank Car

Model: This is a funnel-flow tank car with fine, scale detailing and prototypical weathering. The car is painted and lettered for VTG. Length over the buffers 77.5 mm / 3-1/16".

Highlights:

- Fine detailing.
- Prototypical weathering.

This funnel-flow tank car comes with a different car number in these variations:

- 82487** VTG Funnel-Flow Tank Car
- 82488** VTG Funnel-Flow Tank Car
- 82489** VTG Funnel-Flow Tank Car

Ideal for impressive unit trains



80626 Z Gauge Christmas Car for 2016

Prototype: Type Eanos gondola.

Model: The car comes with a Christmas design. Length over the buffers 84 mm / 3-5/16".

The Christmas car for 2016 is presented in a clear star. This can be hung on a Christmas tree with the help of the cord included with the car. There are also two laser-cut stars included with the car and they can also be hung with a string on the tree. This car continues the popular series of festive themes from previous years.

One-time series exclusively in 2016.



Christmas 2016 in the Royal Class



55389 Christmas Steam Locomotive with a Tub-Style Tender

Prototype: German Federal Railroad (DB) class 038.10-40 steam locomotive with a tub-style tender, with Witte smoke deflectors and 2 boiler domes (steam dome, sand dome). Former Prussian P8.

Model: The locomotive has a frame, superstructure, tender, and applied parts constructed mostly of metal. This is a highly detailed model with many separately applied parts and a detailed engineer's cab. The locomotive has an mfx digital decoder, controlled high efficiency propulsion, and a sound generator with operating sounds synchronized with the wheels as well as extensive sound functions. It can be operated with AC power, DC power, Märklin Digital, or DCC. 3 axles powered. The locomotive has a built-in smoke unit with smoke exhaust and cylinder steam synchronized with the wheels. The triple headlights on the locomotive and the tender have a light color correct for the era and change over with the direction of travel. The headlights and the smoke generator will work in conventional operation and can be controlled digitally. The lighting is maintenance-free, warm

white LEDs. The locomotive has engine cab lights, firebox lights, and running gear lights. The special light function is a Christmas tree with LED lighting that can be controlled digitally. The locomotive whistles "O Tannenbaum" as a special sound function. The locomotive has a reproduction of the prototype coupler on the front and a claw coupler on the rear of the tender. An accessory package with a reproduction of the prototype coupler, a claw coupler, a figure of a locomotive engineer and a fireman is included with the locomotive. Minimum radius for operation 1,020 mm / 40-3/16". Length over the buffers 64.5 cm / 25-3/8".

Highlights:

- **Christmas tree with LED lighting that can be controlled digitally.**
- **"O Tannenbaum" steam locomotive composition.**
- **Christmas design on the locomotive and tender.**
- **mfx decoder for operation with AC power, DC power, Märklin Digital, and DCC.**
- **Road number 38 2412.**

Digital Functions	CU	MS	MS 2	CS1-2	CS3
Headlight(s)					
Smoke generator					
Steam locomotive op. sounds					
Locomotive whistle					
Direct control					
Engineer's cab lighting					
Sound of coal being shoveled					
Bell					
Whistle for switching maneuver					
Sound of squealing brakes off					
Letting off Steam					
Running gear lights					
Water Pump					
Generator Sounds					
Special light function					
Special sound function					



See Page 39 for an explanation of the symbols and age information.

Maintenance Tank Car



58070 Maintenance Tank Car

Prototype: Gas tank car with 3 containers as a stacked unit. German State Railroad Company (DRG) maintenance car.

Model: The gas tanks have separately applied parts constructed of metal and are prototypically mounted as a load unit with real wooden beams. Delivery in 2017. The flat car has a brakeman's platform. The model has been reworked in the running gear area and is equipped with additional brake parts. Prototype couplers brake hoses are included. Length over the buffers 27.5 cm / 10-13/16".



Detailed construction, additional brake parts



58070

58197

58196

58195

58198

55752

Traveling in the Forties



58195 Passenger Car

58196 Passenger Car another different car number included

Prototype: German State Railroad Company (DRG) type Ci-28 (83 302 Schwerin) standard design passenger car, the so-called "Donnerbüchse" / "Thunder Box", 3rd class. The car looks as it did around 1932.

Model: The car has a finely detailed frame with many separately applied parts. The car body has separate interior walls, complete interior details, separately applied roof vents, a reproduction of closed platform railings, etc. The car has built-in interior lighting. The light for the toilet can be controlled separately with a factory-installed digital decoder (also DCC capable) that can be controlled in digital operation and that will work in conventional operation. The minimum radius for operation is 1,020 mm / 40-1/8".

Prototype couplers are included.

Length over the buffers 43.5 cm / 17-1/8".

Delivery in 2017.



*Closed end platforms for the first time
New lighting*

Digital Functions	CU	MS	MS 2	CS1-2	CS3
Interior lights	█	█	█	█	█
Light Function1	█	█	█	█	█



58197 Passenger Car

Prototype: German State Railroad Company (DRG) type BCi-28 (36 053 Schwerin) standard design passenger car, the so-called "Donnerbüchse" / "Thunder Box", 2nd/3rd class. The car looks as it did around 1932.

Model: The car has a finely detailed frame with many separately applied parts. The car body has separate interior walls, complete interior details, separately applied roof vents, a reproduction of closed platform railings, etc. The car has built-in interior lighting. The light for the toilet can be controlled separately with a factory-installed digital decoder (also DCC capable) that can be controlled in digital operation and that will work in conventional operation. Minimum radius for operation is 1,020 mm / 40-1/8". Prototype couplers are included.

Length over the buffers 43.5 cm / 17-1/8".

Delivery in 2017.



Digital Functions	CU	MS	MS 2	CS1-2	CS3
Interior lights	█	█	█	█	█
Light Function1	█	█	█	█	█



58198 Type Pwi Baggage Car

Prototype: German State Railroad Company (DRG) type Pwi-23 (114 117 Schwerin) standard design baggage car, the so-called "Donnerbüchse" / "Thunder Box". The car looks as it did around 1932.

Delivery in 2017.

Model: The car has a finely detailed frame with many separately applied parts. The car body has separate interior walls, complete interior details, separately applied roof vents, a reproduction of a car type with long running boards, etc. The car has built-in interior lighting. The light for the toilet and the light for the vestibule can be controlled separately. The car's lighting can be controlled digitally with a factory-installed digital decoder (also DCC capable) that can be controlled in digital operation and that will work in conventional operation. The minimum radius for operation is 1,020 mm / 40-1/8".

Prototype couplers are included.

Length over the buffers 43.5 cm / 17-1/8".

Digital Functions	CU	MS	MS 2	CS 1-2	CS 3
Interior lights					
Light Function 1					
Light Function 2					

*An absolutely authentic passenger train
and typical for the early Forties*



58070

58197

58196

58195

58198

55752

On a Panorama Run



55916 ET 91 Powered Observation Rail Car

Prototype: German Federal Railroad (DB) class ET 91 01 "Glass Train" electric powered observation car. The car has simple lamps on the ends, an air whistle on the roof, and 2 double-arm pantographs. Crimson / beige paint scheme with a red stripe above the windows and a car route sign "Gläserner Zug" ("Glass Train").

Model: The frame is constructed of metal, the body of finely constructed metal/plastic with many separately applied details (metal grab irons, windshield wipers, air whistle, etc.). The trucks have prototypically different wheelbases. The car has an mfx digital decoder, controlled high-efficiency propulsion, and extensive sound functions. It can be operated

with AC power, DC power, Märklin Digital, and DCC. LEDs are used for the white headlights and red marker lights. They will work in conventional operation and can be controlled digitally. The car has factory-installed interior lighting. The interior lighting can be dimmed as a digital auxiliary function. The car has a detailed interior. A set of 20 figures and 2 adhesive "Sonderfahrt" ("Special Run") signs are included. There are two double-arm pantographs on the roof. In digital operation, the pantographs can be raised and lowered by motors.

The minimum radius for operation is 1,020 mm / 40-1/8". Length over the buffers 64.4 cm / 25-3/8".

Digital Functions	CU	MS	MS 2	CS 1-2	CS 3
Headlight(s)					
Interior lights					
Electric locomotive op. sounds					
Locomotive whistle					
Direct control					
Greeting					
Pantograph 1					
Light Function1					
Pantograph 2					
Sound of squealing brakes off					
Doors Closing					
Conductor's Whistle					
Bell					
Station Announcements					
Letting off Air					
Rail Joints					

Dimmable interior lighting



Train destination sign „Sonderfahrt“ („Special Run“) also included in the set.



More than reality!

Discover our models all over again with the new Märklin AR App. This is how easy it is: Download the app and watch the page with the camera on a Smartphone.



Index to the Item Numbers / Explanations of Symbols

Item no.	Page	Item no.	Page
26680	10	58196	36
26922	14	58197	36
36194	20	58198	37
36504	12	80626	33
36629	26	82470	32
36640	20	82471	32
37528	21	82472	32
37685	5	82473	32
37788	22	82474	32
37837	17	82475	32
37899	24	82476	32
39054	16	82477	32
39206	18	82478	32
42648	27	82479	32
42980	19	82480	32
43735	23	82481	32
43992	6	82482	33
43993	8	82483	33
44220	40	82484	33
44504	12	82485	33
47093	29	82486	33
47952	4	82487	33
48059	28	82488	33
48416	25	82489	33
55389	34	87409	31
55916	38	88412	31
58070	35		
58195	36		

- Metal locomotive frame.
- Metal frame and mostly metal locomotive body.
- Metal frame and locomotive body.
- Metal car frame.
- Märklin close couplers in standard pocket with pivot point.
- Märklin close couplers in standard pocket with guide mechanism.
- Lokomotive/car has sprung buffers.
- Automatic claw couplers can be replaced with reproduction prototype couplers.
- Built-in interior details.
- Power supply can be switched to operate from catenary.
- Digital locomotives or digital device for the Märklin Digital System (Motorola format).
- Digital locomotive with high-efficiency propulsion. Adjustable maximum speed and acceleration/braking delay. Special motor with electronically supported load compensation or compact can motor with a bell-shaped armature. Operation can be done with a Märklin transformer, with the Märklin Delta System, with the Märklin Digital System (Motorola format), and with Märklin Systems. 1 controllable auxiliary function (function) in digital operation.
- Digital decoder with up to 32 digitally controlled functions. The quantity depends on the controller being used.
- Digital decoder mfx+ (Märklin World of Operation).

- Z Gauge Locomotive with 5-pole motor.
- Built-in sound effects circuit.
- Dual headlights that change over with the direction of travel.
- Triple headlights front and rear.
- Triple headlights that change over with the direction of the travel.
- Dual red marker lights.
- Triple headlights and two red marker lights that change over with the direction of travel.
- Built-in interior lighting.
- Interior lighting can be installed (example: with 7330).
- Built-in LED interior lighting.
- Scale for the passenger car length 1:87.
- Scale for the passenger car length 1:93.5.
- Scale for the passenger car length 1:100.
- Exclusive special models for the Märklin Dealer Initiative – produced in a one-time series. The Märklin Dealer Initiative is an international association of mid-sized toy and model railroad specialty dealers (MHI International). These models are produced in a one-time series only for the Märklin Dealer Initiative (MHI). **5-year warranty** on all MHI products and club products (Märklin Insider and Trix Club) from 2012 on.

- I** Era I (1835 to 1925)
- II** Era II (1925 to 1945)
- III** Era III (1945 to 1970)
- IV** Era IV (1970 to 1990)
- V** Era V (1990-2006)
- VI** Era VI (2006 to the present)

- CU / 6021** 1993-2004
- MS / 60652** 2004-2008
- MS2 / 60653, 60657** 2008-present
- CS1 / 60212** 2004-2008
- CS2 / 60213, 60214, 60215** 2008-2015
- CS3 / 60216, 60226** from 2016 on

Age Information and Warnings.



WARNING! Not suitable for children under 3 years. Sharp edges and points required for operation. Danger of choking due to detachable small parts that may be swallowed.



For adults only.

Märklin MHI Guarantee conditions

When you buy these Märklin MHI products (these products are identified with the pictogram), the firm Gebr. Märklin & Cie. GmbH will also grant you independent of the legal, national warranty rights available to you in regard to your Märklin MHI specialty dealer as your contracting partner or your rights from product liability a manufacturer's warranty of 60 months from the date of purchase under the terms given below. This allows you independent of the location of the purchase the possibility to claim defects or malfunctions directly from the firm of Märklin as the manufacturer of the product. The Märklin manufacturer's warranty only applies to the technology of the models. Visual defects or incomplete products can be claimed within the framework of the warranty obligations of the seller of the product.

Warranty Conditions

This warranty applies to Märklin assortment products and individual parts that are purchased by a Märklin MHI specialty dealer worldwide. Either the warranty form filled out in full by the Märklin MHI specialty dealer or the purchase receipt will serve as proof of purchase. We therefore recommend that this warranty form should be kept safe along with the purchase receipt. Contents of the Warranty / Exclusions: This warranty includes as selected by the manufacturer correction of any possible defects at no charge or replacement of defective parts at no charge that can be proven to result from design, manufacturing, or material defects, including service performed that is linked to this situation. Other claims outside of the manufacturer's warranty are excluded.

The terms of the warranty do not apply

- In the case of malfunctioning of the product due to wear and tear or in the case of parts that wear out in normal use.
- If the installation of certain electronic elements contrary to the manufacturer's specifications was carried out by individuals not authorized to do such installations.
- In the case of use of the product for a purpose other than that specified by the manufacturer.
- If the references and notes from the manufacturer in the operating instructions were not followed.
- Any and all claims arising from the warranty implied or otherwise or replacement for damages are excluded, if other makes of parts not authorized by Märklin have been installed in Märklin products, and have hereby caused malfunctions or damages. The same applies to conversions that were carried out by neither by

Märklin nor by repair centers authorized by Märklin. The irrefutable assumption that the aforementioned non-Märklin parts or conversions are the cause for the malfunction or damages works fundamentally in Märklin's favor.

- The warranty period is not extended by repair or replacement of the product covered under warranty. Warranty claims can be submitted directly to the seller or by sending the claimed item/part together with the warranty card or the proof of purchase and a summary of the defects directly to the firm Märklin. In accepting the product for repair, Märklin and the seller assume no liability for data or settings stored on the product by the consumer. Warranty claims sent shipping collect cannot be accepted.

Our address: Gebr. Märklin & Cie. GmbH • Reparatur-Service
Stuttgarter Straße 55 - 57 • 73033 Göppingen • Germany
E-mail: service@maerklin.de • Internet: www.maerklin.de



Model Railroading Day 2. December

aside for this beautiful hobby.

A cooperative group of model railroad associations, manufacturers, clubs, and publishers has been formed at the initiative of Hagen von Orloff – known from the SWR TV series Railroad Romanticism. All of the players in this group want just one thing: to celebrate in an appropriate manner the most beautiful hobby in the world – model railroading – and to inspire people for this hobby. Many clubs will open their doors around December 2 and all over the world, many model railroads will go into operation. Promotions revolving around the hobby of model railroading will take place all over Germany, even all over Europe.

Be part of it! Experience an unforgettable day with your family.

Get information about promotions and events near you at

www.tag-der-modelleisenbahn.de



44220 Refrigerator Car – International Model Railroading Day

Prototype: Privately owned car painted and lettered for the International Model Railroading Day on December 2.

Model: The sides of the car are imprinted differently. The car has Relex couplers.

Length over the buffers 11.5 cm / 4-1/2".

DC wheel set E700580.


A Good Idea Grows Continuously

There is no better time to experience a model railroading day than before Christmas. For generations this time has been set

Back page



Front page



Gebr. Märklin & Cie. GmbH
Stuttgarter Straße 55–57
73033 Göppingen
Germany

www.maerklin.com

We reserve the right to make changes and delivery is not guaranteed. Pricing, data, and measurements may vary. We are not liable for mistakes and printing errors.

Prices are current as of the print date for this catalog – we reserve the right to change prices

between years – prices are in effect until the release of the next price list / next catalog. Some of the models shown in the photographs are hand samples. The regular production models may vary in details from the models shown.

If these edition of the presentation book does not have prices, please ask your authorized dealers for the current price list.

All rights reserved. Copying in whole or part prohibited.



© Copyright by Gebr. Märklin & Cie. GmbH.

Printed in Germany.

279328 – 08 2016



Visit us:
www.facebook.com/maerklin